







#### 14.01.05. Jungle Bridge with Rope Railing

|   |                                      |
|---|--------------------------------------|
|  | from approx. 3 years of age on       |
|  | approx. 300 x 115 x 140 cm (L, B, H) |
|  | approx. 6,0 x 4,1 m (L, B)           |
|  | 40 cm                                |

The Jungle Bridge with Rope Railing combines cleverly quality rope constructions with high quality Robinia wood. Running on the balance dew is a task which demands skill and concentration. It is suitable, either as single element or as a link between two devices.

