







### 23.01.4. Train

	from approx. 2 years of age on
	approx. 640 x 115 x 180 cm (L, W, H)
	approx. 9,4 x 4,2 cm (L, W)
	35 cm

The Train will have kids' hearts racing! Made from robinia wood, this piece of playground equipment is extremely versatile even for the very young. Who is the train driver and where do we want to go? The locomotive has delicate details and a bench, and is connected to the open carriage, which also has seating. The third, closed car has four delightful round windows. Kids will love this piece of playground equipment whatever the location – whether it's at a public park, a nursery, an after-school club or in a primary school playground!

